

TRIODE PENTODE

UCL83

Combined triode and output pentode with separate cathodes and 100mA heater intended for use in audio frequency applications.

HEATER

Suitable for series operation a.c. or d.c.

I_h	100	mA
V_h	38	V ←

MOUNTING POSITION

Any

CAPACITANCES (measured without an external shield)

C_{at-gp}	<0.1	pF
C_{at-ap}	<1.6	pF
C_{gt-gp}	<0.03	pF
C_{gt-ap}	<0.05	pF

Pentode section

C_{a-g1}	<0.2	pF
C_{in}	5.7	pF
C_{out}	4.7	pF
C_{g1-h}	0.4	pF

Triode section

C_{a-g}	1.6	pF
C_{in}	2.3	pF
C_{out}	0.32	pF

CHARACTERISTICS

Pentode section

V_a	170	V
V_{g2}	170	V
I_a	30	mA
I_{g2}	5.0	mA
V_{g1}	-9.5	V
g_m	5.5	mA/V
r_a	53	kΩ
μ_{g1-g2}	10	

Triode section

V_a	170	200	V
I_a	1.6	2.4	mA
V_g	-1.5	-1.5	V
g_m	2.1	2.5	mA/V
r_a	40	34	kΩ
μ	82	85	



UCL83

TRIODE PENTODE

Combined triode and output pentode with separate cathodes and 100mA heater intended for use in audio frequency applications.

PENTODE SECTION AS AUDIO OUTPUT VALVE

Single valve class 'A'

V_a	170	200	V
V_{g2}	170	200	V
V_{g1}	-9.5	-13	V
$I_{a(o)}$	30	27	mA
$I_{g2(o)}$	5.0	4.4	mA
R_a	5.5	7.5	k Ω
$V_{in(r.m.s.)}$	5.0	5.2	V
P_{out}	2.2	2.5	W
D_{tot}	10	10.5	%

Two valves in class 'AB' push-pull

V_a	170	200	V
V_{g2}	170	200	V
R_k	180	220	Ω
$I_{a(o)}$	2 \times 24	2 \times 25	mA
I_a (max. sig.)	2 \times 27.5	2 \times 29	mA
$I_{g2(o)}$	2 \times 3.8	2 \times 3.9	mA
I_{g2} (max. sig.)	2 \times 6.25	2 \times 8.5	mA
R_{a-a}	6.5	7.5	k Ω
$V_{in(g1-g1)r.m.s.}$	17	23.5	V
P_{out}	5.0	7.2	W
D_{tot}	3.6	4.2	%

TRIODE SECTION AS A.F. VOLTAGE AMPLIFIER

V_b (V)	R_a (k Ω)	I_a (μ A)	R_k (k Ω)	$\frac{V_{out}}{V_{in}}$	V_{out} (V _{r.m.s.})	R_{g1}^* (k Ω)
170	100	650	1.8	49	15.3	330
200	100	720	2.2	47	17.7	330

$\frac{V_{out}}{V_{in}}$ measured with an input of 100mV

V_{in}

V_{out} measured for a total harmonic distortion of 5%

*Grid resistor of following valve.

LIMITING VALUES

Pentode section

$V_{a(b)}$ max.	550	V
V_a max.	250	V
p_a max.	5.4	W
$V_{g2(b)}$ max.	550	V
V_{g2} max.	250	V
p_{g2} max.	1.2	W
p_{g2} max. (speech and music)	2.4	W
I_k max.	45	mA
R_{g1-k} max. (self-bias)	500	k Ω
R_{g1-k} max. (fixed bias)	250	k Ω
V_{h-k} max. (r.m.s. or d.c. cathode positive)	250	V
V_{h-k} max. (d.c. cathode negative)	100	V



TRIODE PENTODE

UCL83

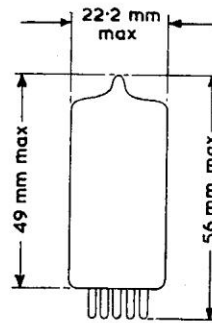
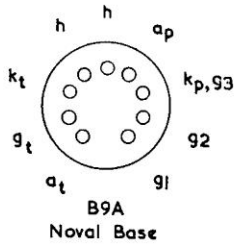
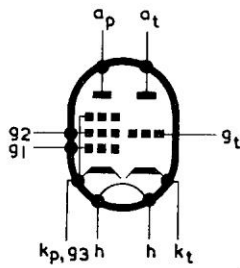
Combined triode and output pentode with separate cathodes and 100mA heater intended for use in audio frequency applications.

LIMITING VALUES

Triode section

$V_{a(b)}$ max.	550	V
V_a max.	250	V
p_a max.	3.5	W
I_k max.	15	mA
R_{g1-k} max. (fixed bias)	1.0	M Ω
R_{g1-k} max. (grid current biasing)	22	M Ω
V_{h-k} max. (d.c. cathode positive or a.c. r.m.s.)	250	V
V_{h-k} max. (d.c. cathode negative)	100	V

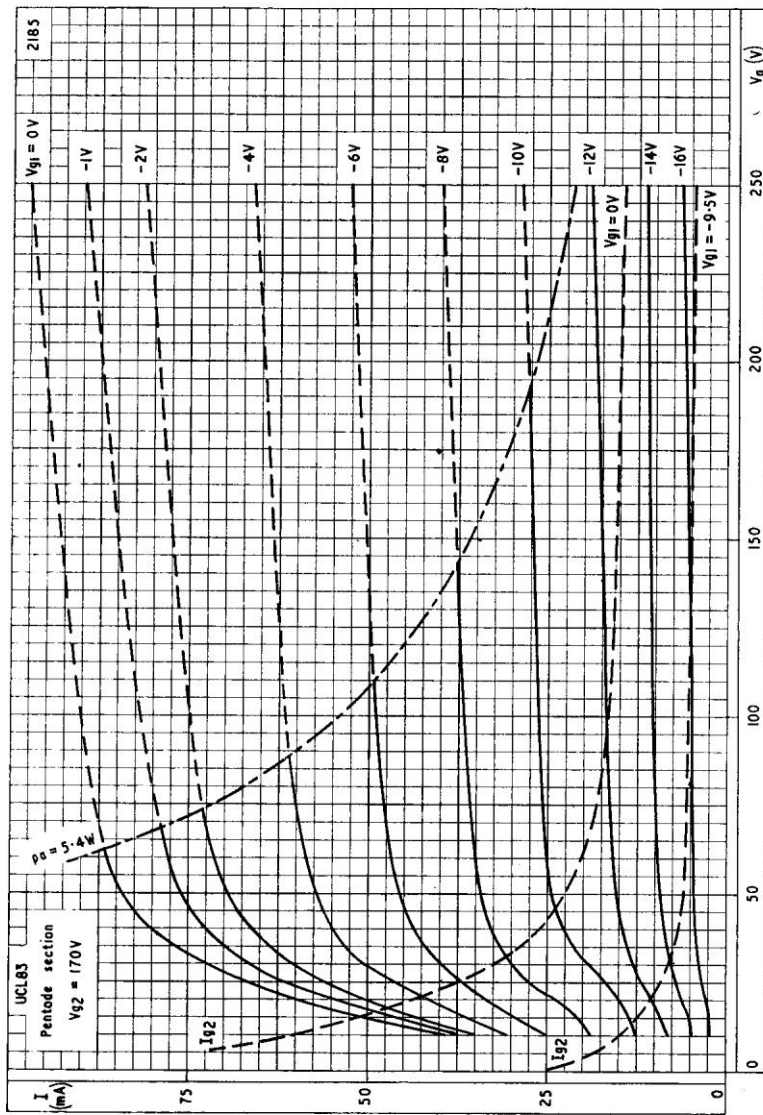
2224



UCL83

TRIODE PENTODE

Combined triode and output pentode with separate cathodes and 100mA heater intended for use in audio frequency applications.



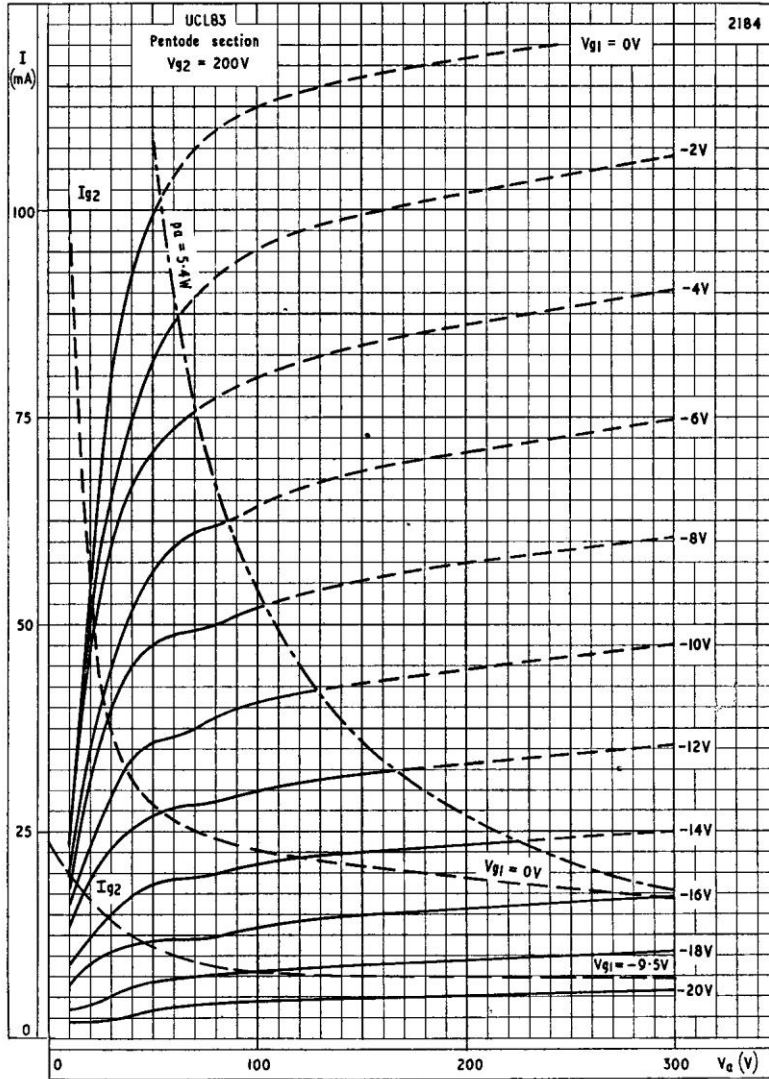
ANODE AND SCREEN-GRID CURRENTS PLOTTED AGAINST ANODE VOLTAGE WITH CONTROL-GRID VOLTAGE AS PARAMETER. $V_{g2} = 170V$



TRIODE PENTODE

UCL83

Combined triode and output pentode with separate cathode and 100mA heaters intended for use in audio frequency applications.

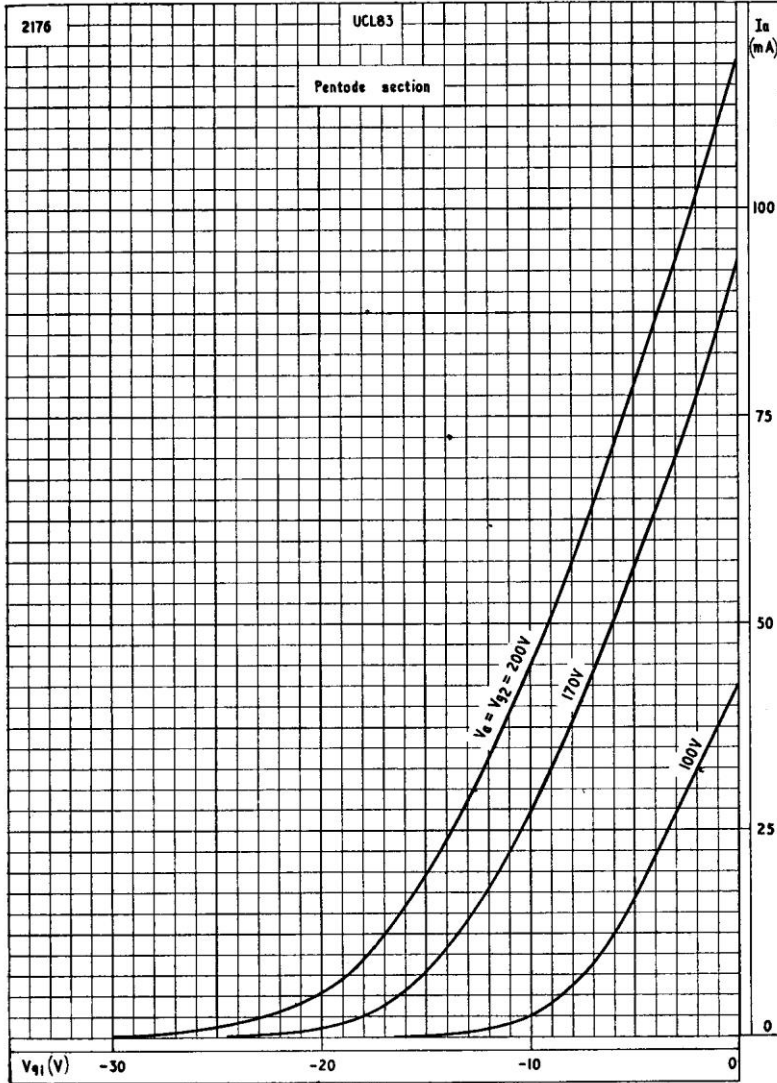


ANODE AND SCREEN-GRID CURRENTS PLOTTED AGAINST ANODE VOLTAGE WITH CONTROL-GRID VOLTAGE AS PARAMETER. $V_{g2} = 200V$

UCL83

TRIODE PENTODE

Combined triode and output pentode with separate cathodes and 100mA heater intended for use in audio frequency applications.

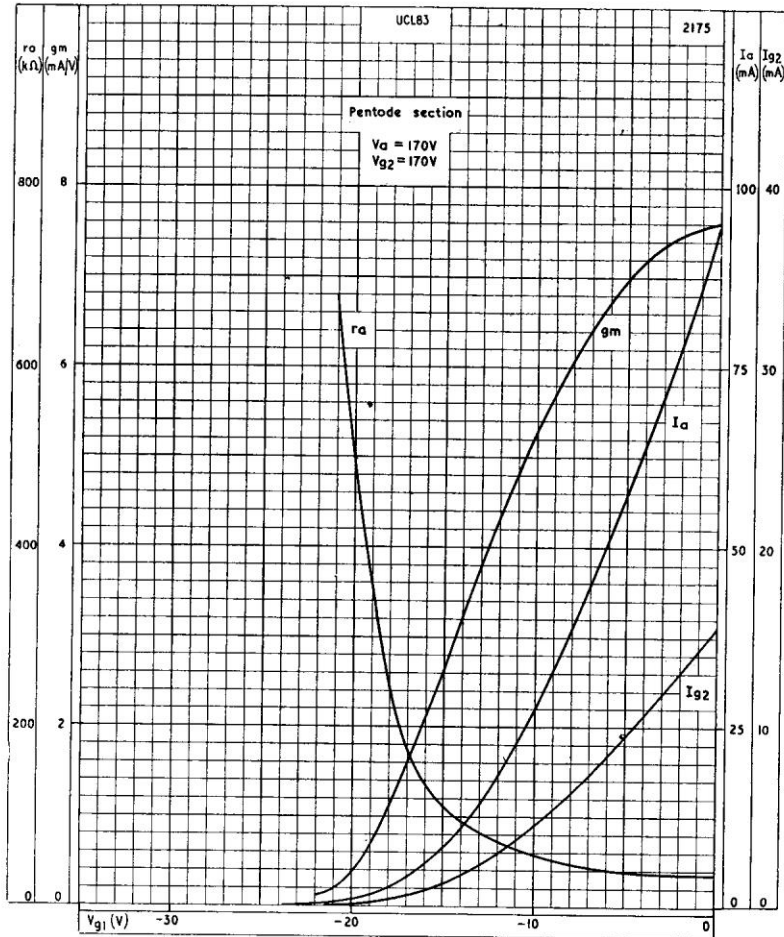


ANODE CURRENT PLOTTED AGAINST CONTROL-GRID VOLTAGE FOR VARIOUS ANODE AND SCREEN-GRID VOLTAGES

TRIODE PENTODE

UCL83

Combined triode and output pentode with separate cathodes and 100mA heater intended for use in audio frequency applications.

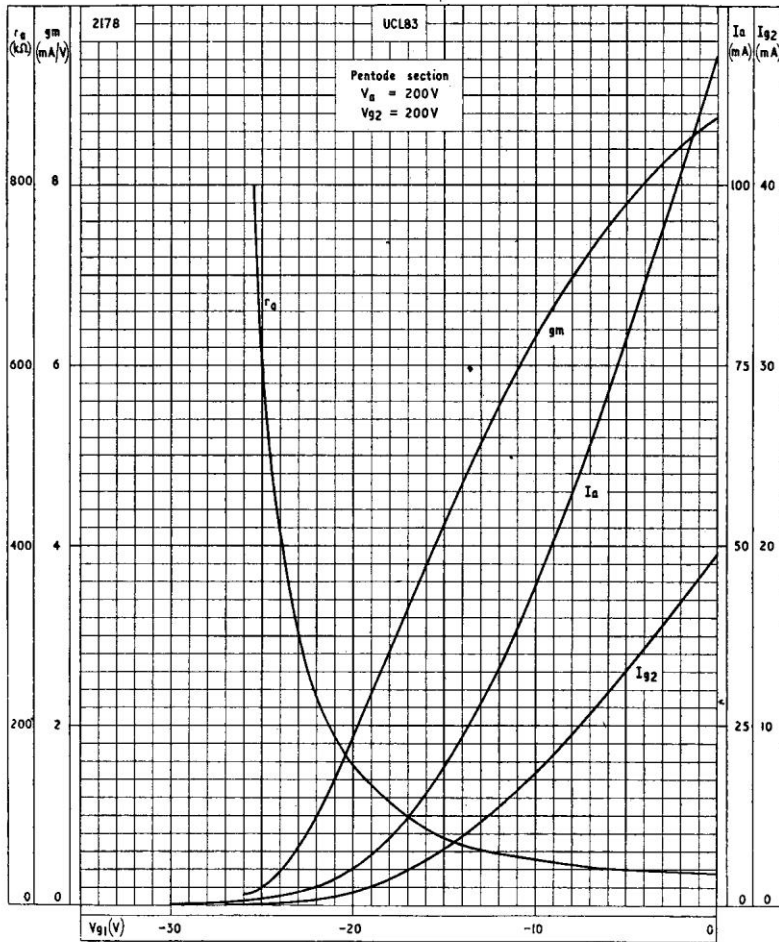


ANODE CURRENT, SCREEN-GRID CURRENT, MUTUAL CONDUCTANCE AND ANODE IMPEDANCE PLOTTED AGAINST CONTROL-GRID VOLTAGE
 $V_a = V_{g2} = 170V$

UCL83

TRIODE PENTODE

Combined triode and output pentode with separate cathodes and 100mA heater intended for use in audio frequency applications.

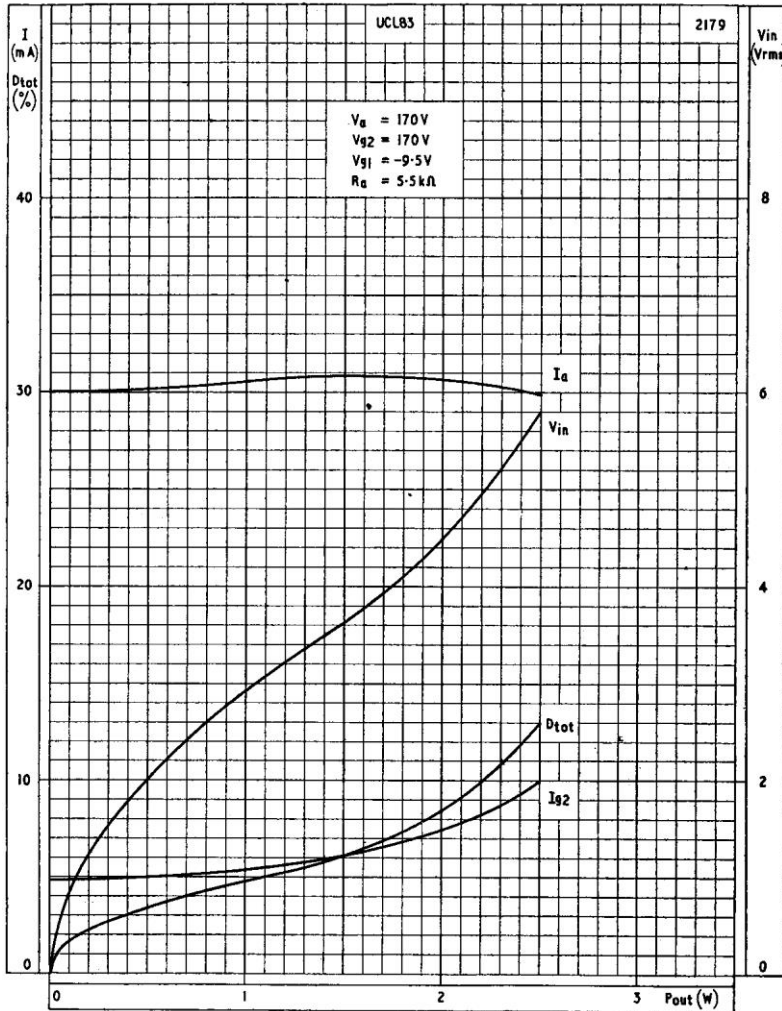


ANODE CURRENT, SCREEN-GRID CURRENT, MUTUAL CONDUCTANCE AND ANODE IMPEDANCE PLOTTED AGAINST CONTROL-GRID VOLTAGE
 $V_a = V_{g2} = 200V$

TRIODE PENTODE

UCL83

Combined triode and output pentode with separate cathodes and 100mA heater intended for use in audio frequency applications.

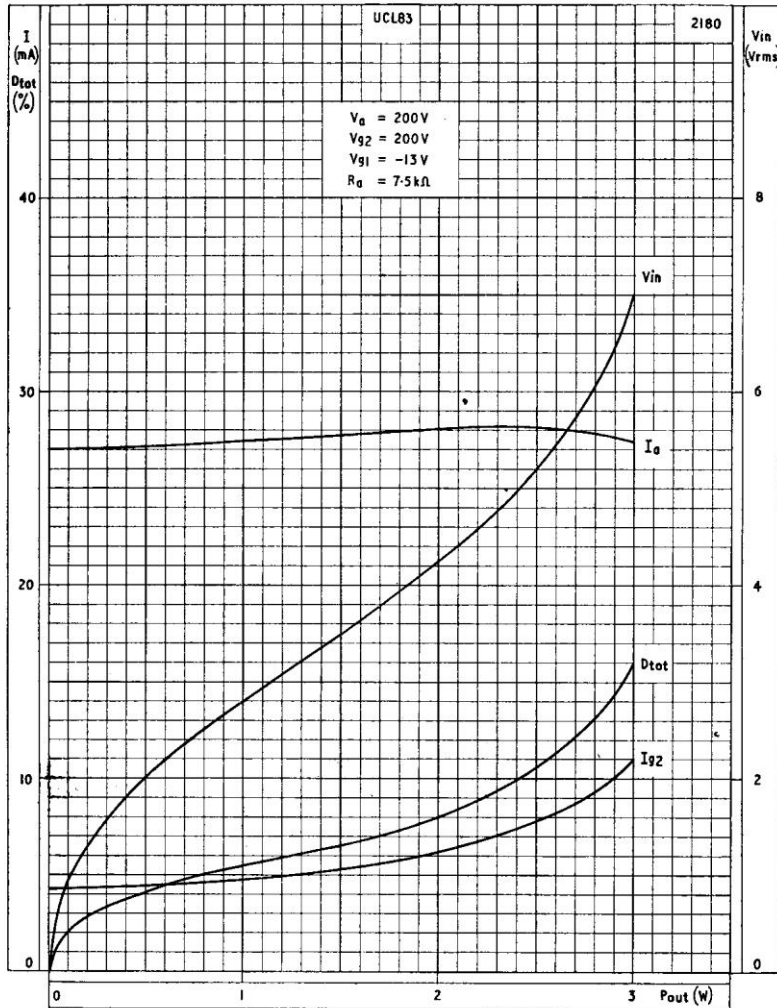


PERFORMANCE OF PENTODE SECTION AS CLASS 'A' AMPLIFIER WITH FIXED BIAS. $V_a = 170\text{V}$

UCL83

TRIODE PENTODE

Combined triode and output pentode with separate cathodes and 100mA heater intended for use in audio frequency applications.

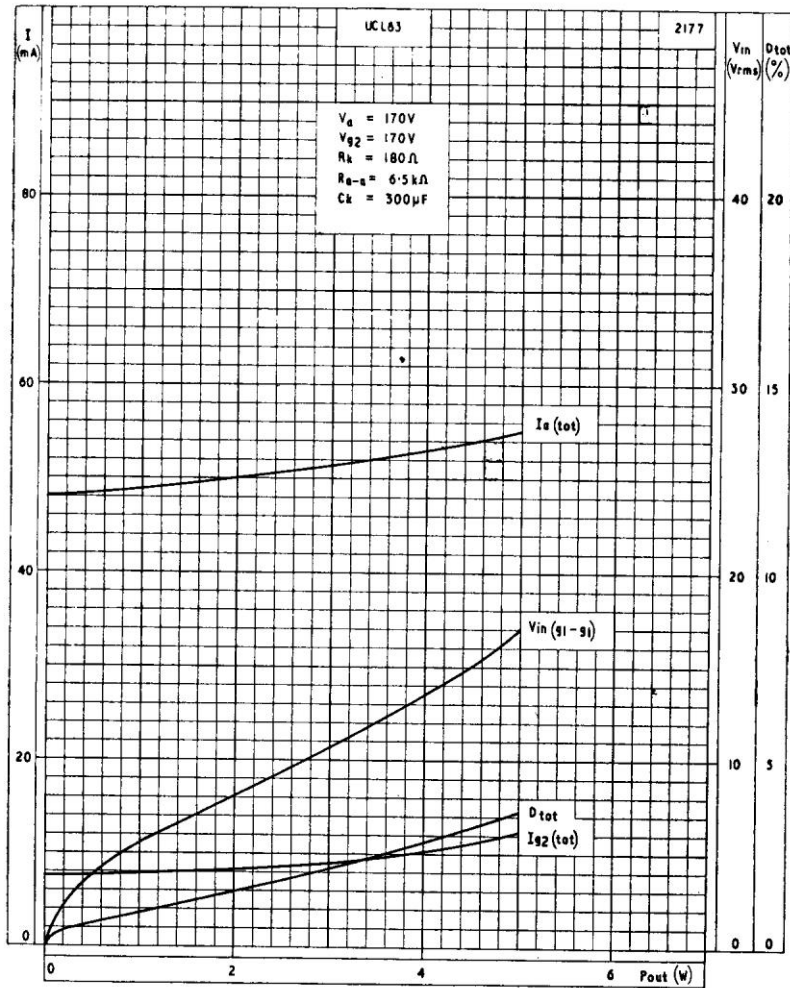


PERFORMANCE OF PENTODE SECTION AS CLASS 'A' AMPLIFIER WITH FIXED BIAS. $V_a=200V$

TRIODE PENTODE

UCL83

Combined triode and output pentode with separate cathodes and 100mA heater intended for use in audio frequency applications.

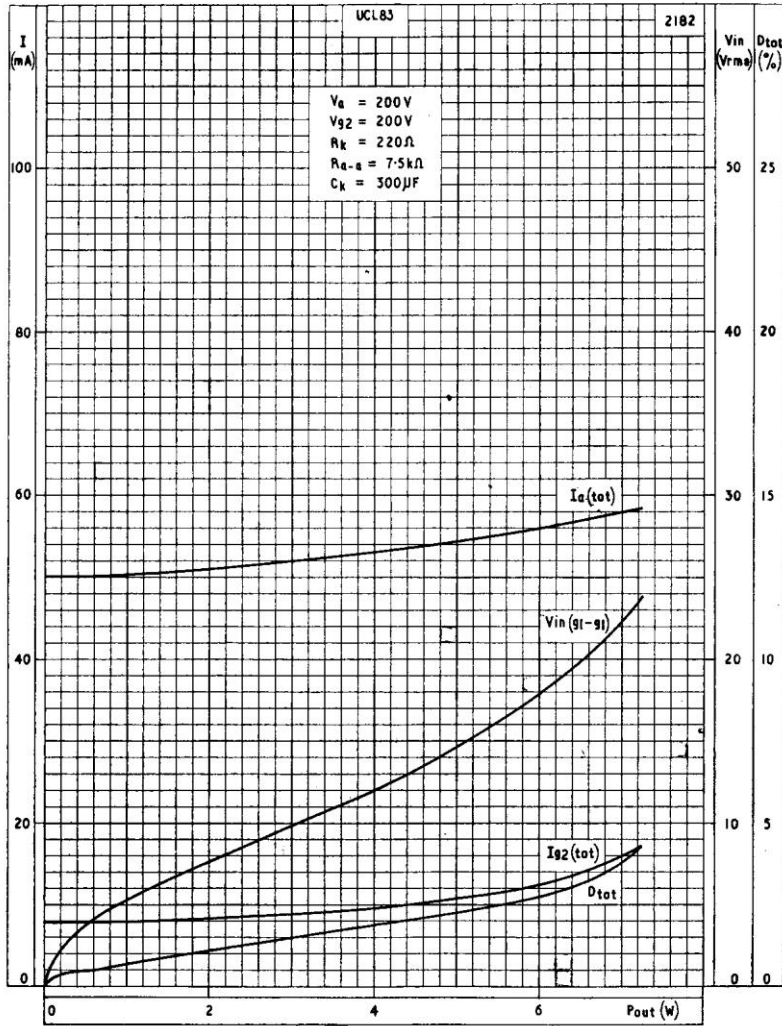


PERFORMANCE OF UCL83 IN PUSH-PULL. $V_a=170V$

UCL83

TRIODE PENTODE

Combined triode and output pentode with separate cathodes and 100mA heater intended for use in audio frequency applications.

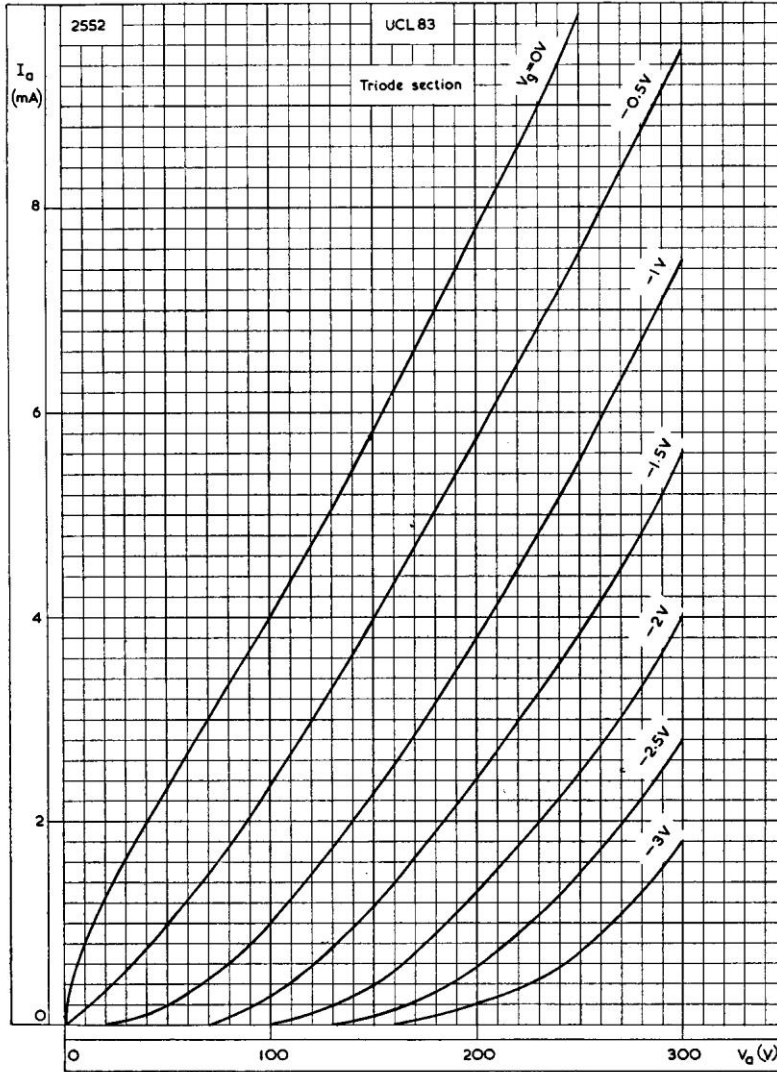


PERFORMANCE OF UCL83 IN PUSH-PULL. $V_a=200V$

TRIODE PENTODE

UCL83

Combined triode and output pentode with separate cathodes and 100mA heater intended for use in audio frequency applications.



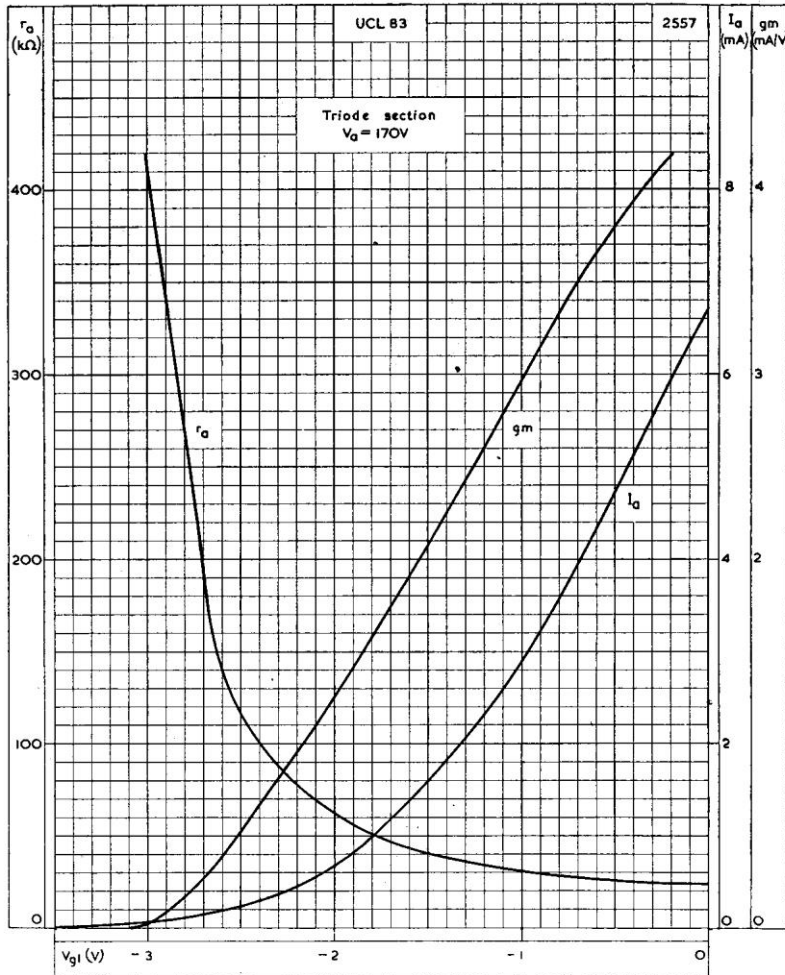
ANODE CURRENT PLOTTED AGAINST ANODE VOLTAGE WITH GRID VOLTAGE AS PARAMETER



UCL83

TRIODE PENTODE

Combined triode and output pentode with separate cathodes and 100mA heater intended for use in audio frequency applications.



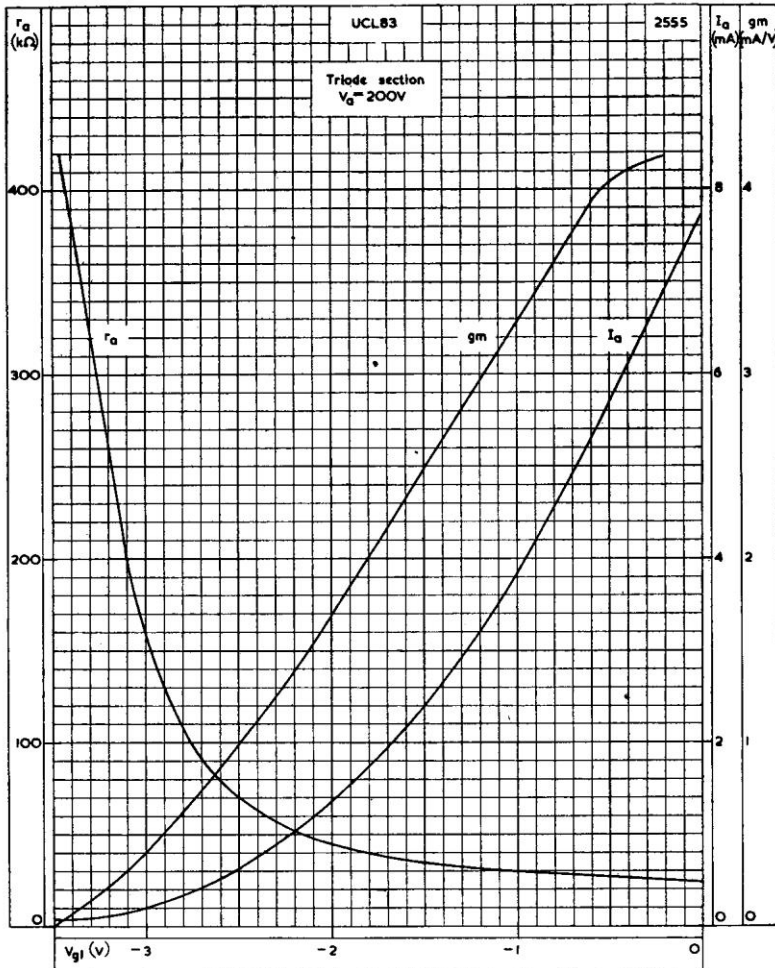
ANODE CURRENT, MUTUAL CONDUCTANCE AND ANODE IMPEDANCE
PLOTTED AGAINST GRID VOLTAGE. $V_a = 170V$



TRIODE PENTODE

UCL83

Combined triode and output pentode with separate cathodes and 100mA heater intended for use in audio frequency applications.



ANODE CURRENT, MUTUAL CONDUCTANCE AND ANODE IMPEDANCE PLOTTED AGAINST GRID VOLTAGE. $V_a = 200V$