

FULL-WAVE RECTIFIER

GZ30

Indirectly-heated full-wave rectifier
with 5-volt heater.

HEATER

V_h	5.0	V
I_h	2.0	A

LIMITING VALUES

P.I.V. max.	1.4	kV
$i_{a(pk)}$ max.	375	mA
I_{out} max.	125	mA
C max.	50	μ F
L min.	5	H

TYPICAL OPERATING CONDITIONS

Capacitor Input

$V_a(r.m.s.)$ (V)	I_{out} (mA)	C (μ F)	R_{llm} min. (per anode) (Ω)	V_{out} (V)
2 × 250	125	8	190	242
2 × 300	125	8	260	292
2 × 350	125	8	300	344
2 × 250	125	50	240	236
2 × 300	125	50	310	282
2 × 350	125	50	380	327

Choke Input

$V_a(r.m.s.)$ (V)	I_{out} (mA)	L (H)	V_{out} (V)
2 × 250	125	10	205
2 × 300	125	10	249
2 × 350	125	10	295
2 × 400	125	10	340
2 × 450	125	10	384
2 × 500	125	10	429

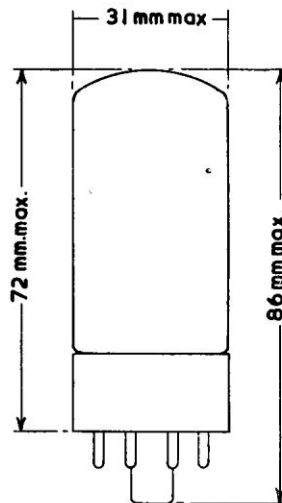
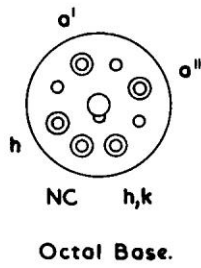


GZ30

FULL-WAVE RECTIFIER

*Indirectly-heated full-wave rectifier
with 5-volt heater.*

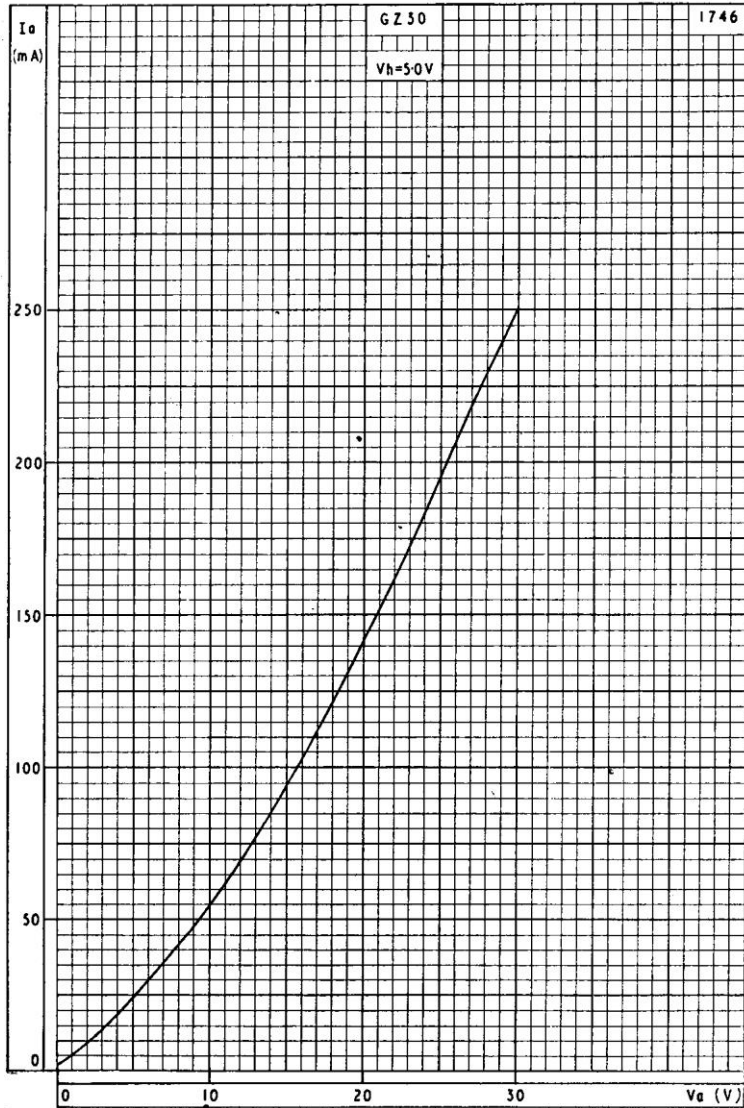
1332



FULL-WAVE RECTIFIER

Indirectly-heated full-wave rectifier
with 5-volt heater.

GZ30



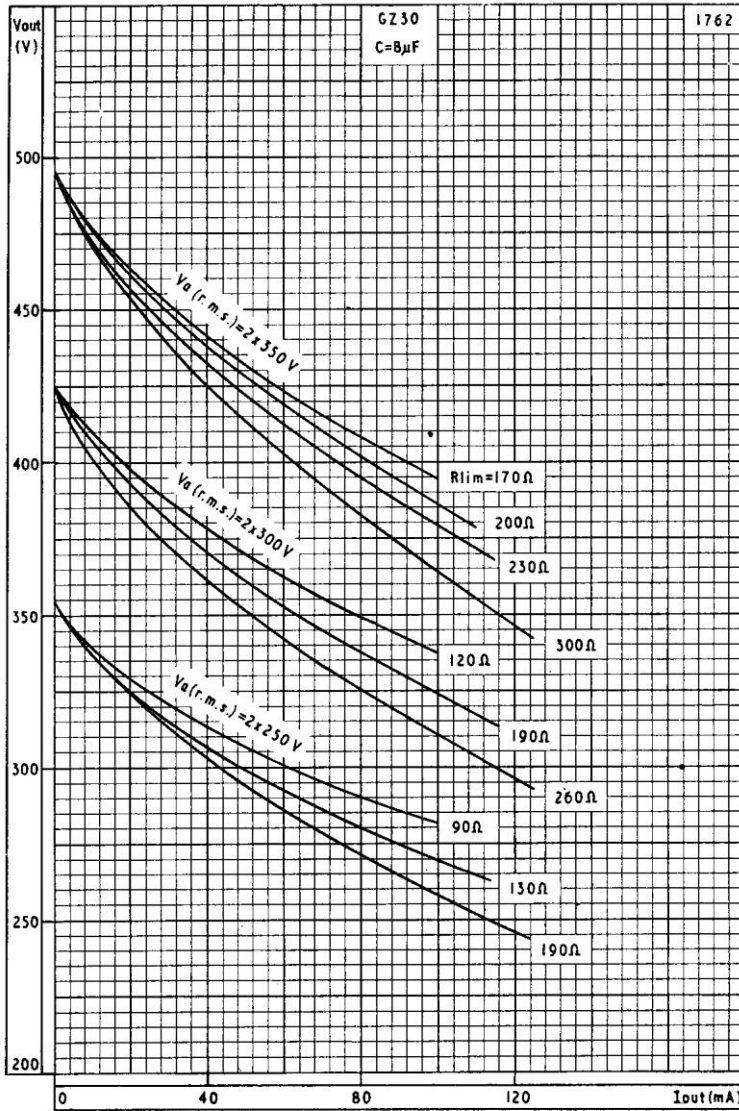
ANODE CURRENT PLOTTED AGAINST ANODE VOLTAGE



GZ30

FULL-WAVE RECTIFIER

Indirectly-heated full-wave rectifier
with 5-volt heater.

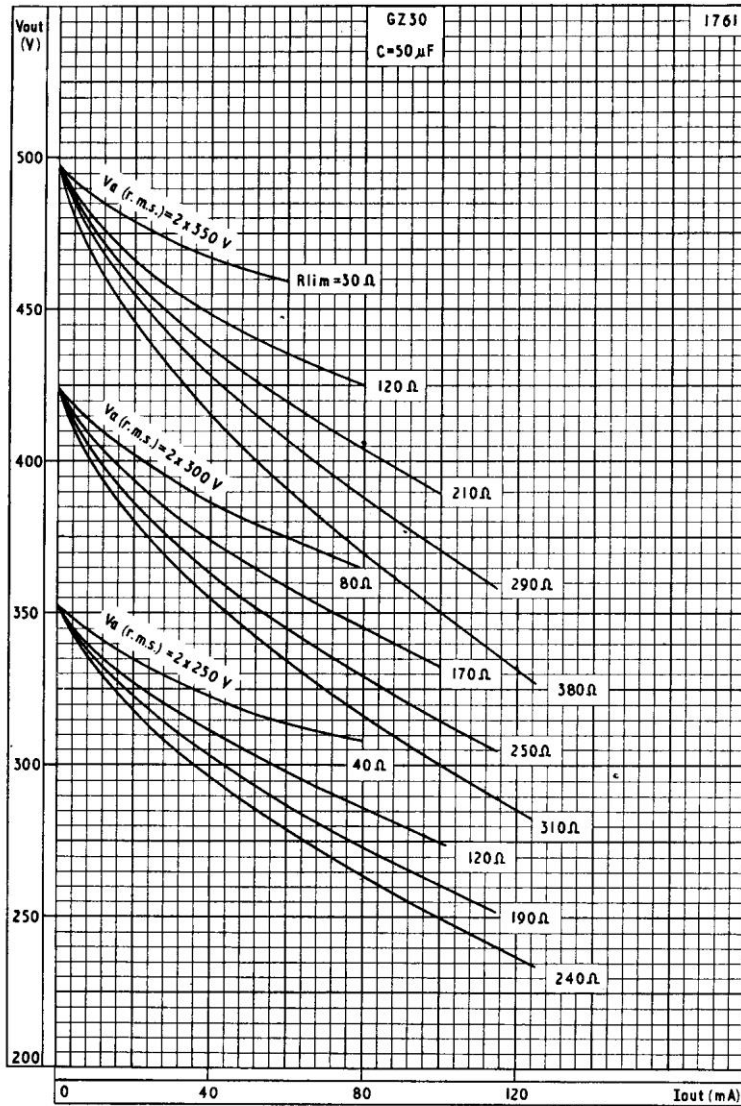


REGULATION CURVES FOR CAPACITOR INPUT C=8 μ F

FULL-WAVE RECTIFIER

GZ30

Indirectly-heated full-wave rectifier
with 5-volt heater.

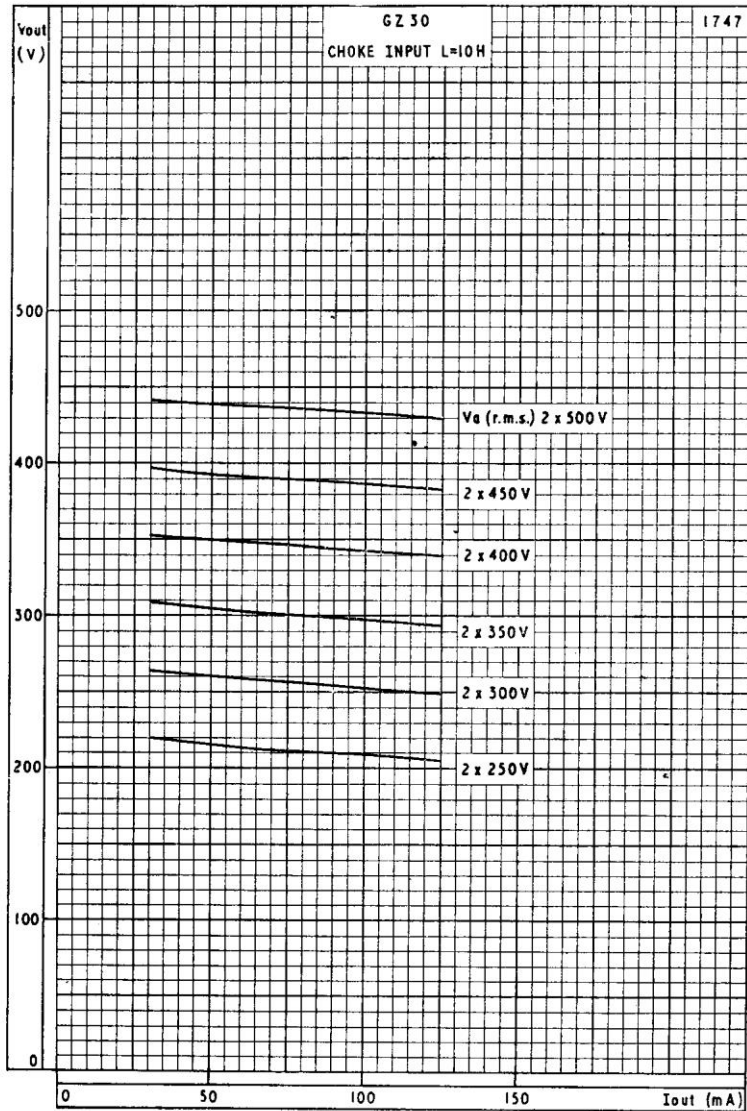


REGULATION CURVES FOR CAPACITOR INPUT $C=50\mu F$

GZ30

FULL-WAVE RECTIFIER

Indirectly-heated full-wave rectifier
with 5-volt heater.



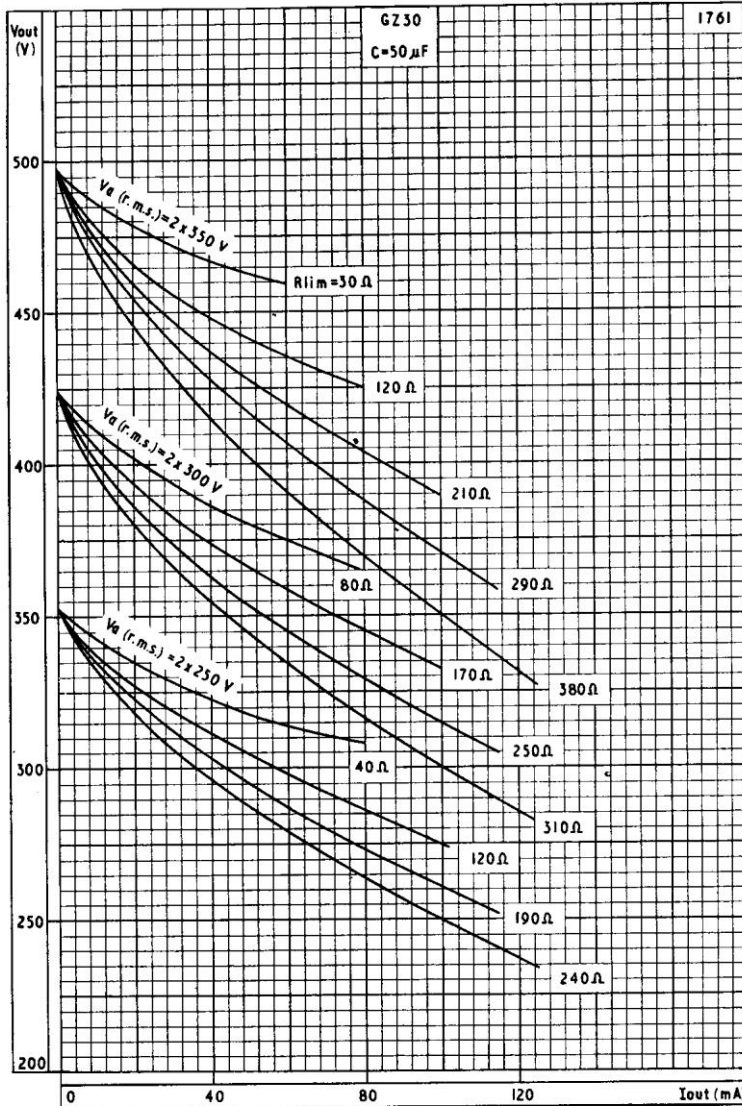
REGULATION CURVES FOR CHOKE INPUT



FULL-WAVE RECTIFIER

GZ30

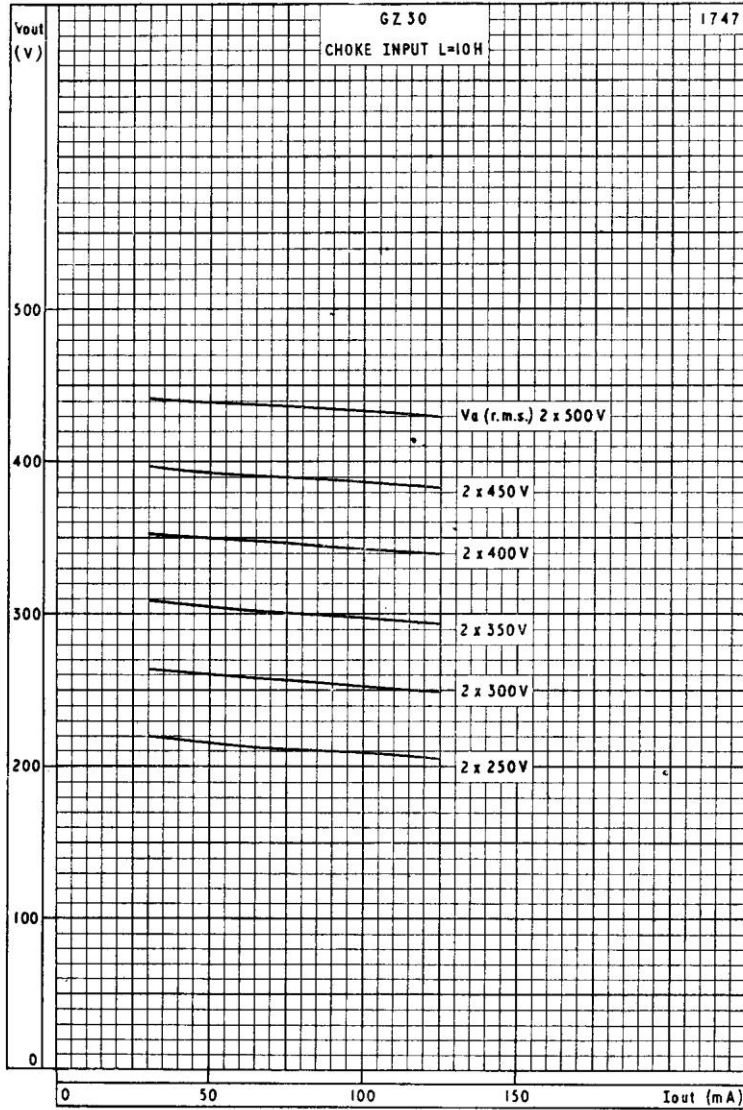
Indirectly-heated full-wave rectifier
with 5-volt heater.



GZ30

FULL-WAVE RECTIFIER

Indirectly-heated full-wave rectifier
with 5-volt heater.



REGULATION CURVES FOR CHOKE INPUT

