

Medium-Mu Triode— Sharp-Cutoff Pentode

9-PIN MINIATURE TYPE

For Multivibrator-Type Horizontal-Deflection Oscillator, AGC Amplifier, and Sync-Separator Applications

GENERAL DATA

Electrical:

Heater Characteristics and Ratings:

Voltage (AC or DC)	6.3 ^a	6.3 ± 0.6	volts
Current	0.450 ± 0.030	0.450 ^b	amp
Warm-up time (Average)	11	—	sec

Peak heater-cathode voltage (Each unit):

Heater negative with respect to cathode	200	max.	volts
Heater positive with respect to cathode	200 ^c	max.	volts

Direct Interelectrode Capacitances:

	<i>Without External Shield</i>	<i>With External Shield^d</i>	
<i>Triode Unit:</i>			
Grid to plate	1.7	1.7	pf
Grid to cathode, pentode grid No.3 & pentode cathode & internal shield, and heater.	3.0	3.2	pf
Plate to cathode, pentode grid No.3 & pentode cathode & internal shield, and heater.	1.4	1.9	pf
Heater to cathode	3.0	3.0 ^e	pf
<i>Pentode Unit:</i>			
Grid No.1 to plate	0.02 max.	0.01 max.	pf
Grid No.1 to cathode & grid No.3 & internal shield, grid No.2, and heater	5.0	5.0	pf
Plate to cathode & grid No.3 & internal shield, grid No.2, and heater.	2.6	3.4	pf
Heater to cathode & grid No.3 & internal shield	3.0	3.0 ^e	pf

Characteristics, Class A₁ Amplifier:

	<i>Triode Unit</i>	<i>Pentode Unit</i>	
Plate Voltage	125	125	volts
Grid-No.2 Voltage	—	125	volts
Grid-No.1 Voltage	-1	-1	volt
Amplification Factor	46	—	
Plate Resistance (Approx.)	5400	200000	ohms
Transconductance	8500	7500	μmhos



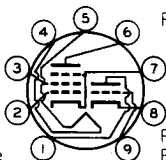
6GH8A

Plate Current	13.5	12	ma
Grid-No.2 Current	-	4	ma
Grid-No.1 Voltage (Approx.) for plate $\mu a = 10$	-8	-8	volts

Mechanical:

Operating Position.	Any
Type of Cathodes.	Coated Unipotential
Maximum Overall Length.	2-3/16"
Maximum Seated Length	1-15/16"
Length, Base Seat to Bulb Top (Excluding tip).	1-9/16" \pm 3/32"
Diameter.	0.750" to 0.875"
Dimensional Outline	See <i>General Section</i>
Bulb.	T6-1/2
Base.	Small-Button Noval 9-Pin (JEDEC No. E9-1)
Basing Designation for BOTTOM VIEW.	9AE

- Pin 1 - Triode Plate
- Pin 2 - Pentode
 Grid No.1
- Pin 3 - Pentode
 Grid No.2
- Pin 4 - Heater
- Pin 5 - Heater
- Pin 6 - Pentode Plate



- Pin 7 - Pentode
 Cathode,
 Pentode
 Grid No.3,
 Internal
 Shield
- Pin 8 - Triode Cathode
- Pin 9 - Triode Grid

HORIZONTAL-DEFLECTION OSCILLATOR

For operation in a 525-line, 30-frame system^f

Maximum Ratings, Design-Maximum Values:

	Triode Unit	Pentode Unit	
PLATE VOLTAGE	330 max.	350 max.	volts
GRID-No.2 (SCREEN-GRID) VOLTAGE	-	330 max.	volts
GRID-No.1 (CONTROL-GRID) VOLTAGE:			
Positive-bias value	0 max.	0 max.	volts
Peak-negative value	-	175 max.	volts
PLATE DISSIPATION	2.5 max.	2.5 max.	watts
GRID-No.2 INPUT	-	0.55 max.	watts
CATHODE CURRENT:			
Peak.	-	300 max.	ma
Average	-	20 max.	ma

Maximum Circuit Values (Each Unit):

Grid-No.1-Circuit Resistance: For fixed-bias or cathode-bias operation.	2.2 max.	megohms
---	----------	---------

^a At heater amperes = 0.450.

^b At heater volts = 6.3.

^c The dc component must not exceed 100 volts.

^d with external shield JEDEC No.315 connected to cathode of unit under test except as noted.

^e With external shield JEDEC No.315 connected to ground.

^f As described in "Standards of Good Engineering Practice Concerning Television Broadcast Stations," Federal Communications Commission.



INTERELECTRODE LEAKAGE

Leakage Resistance between Plate of Each Unit and All Other Electrodes of both units tied together 100 min. megohms

This test is performed under the following conditions: heater volts = 6.3; and plate 300 volts negative with respect to all other electrodes tied together.

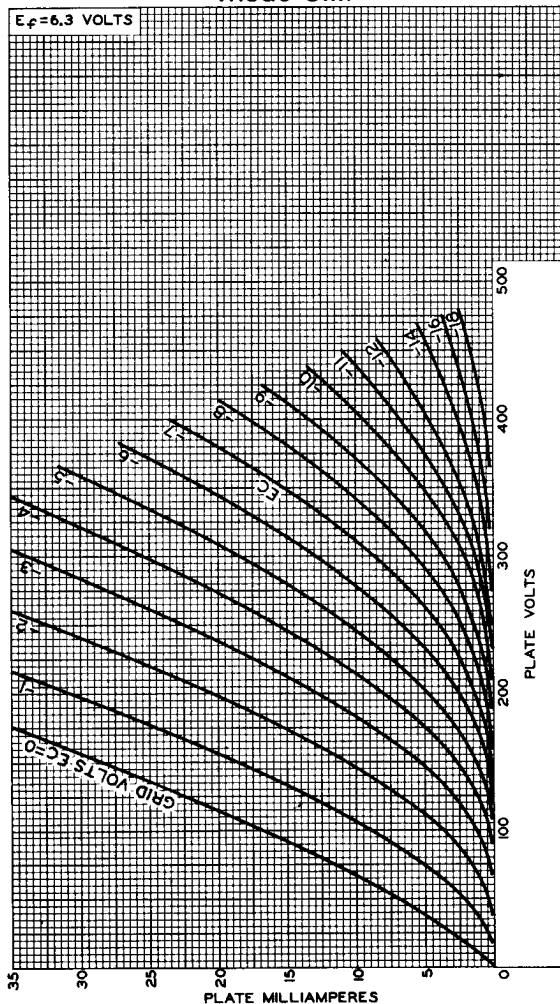
Leakage Resistance between Grid No.1 of Each Unit and All Other Electrodes of both units tied together 100 min. megohms

This test is performed under the following conditions: heater volts = 6.3; and grid 100 volts negative with respect to all other electrodes tied together.



6GH8A

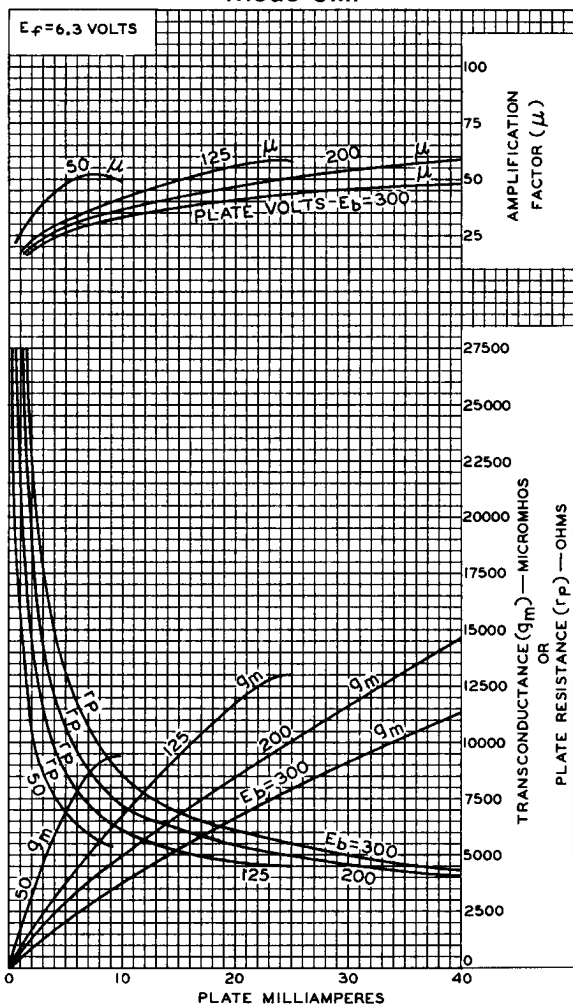
AVERAGE PLATE CHARACTERISTICS Triode Unit



92CM-1042IR1



AVERAGE CHARACTERISTICS Triode Unit

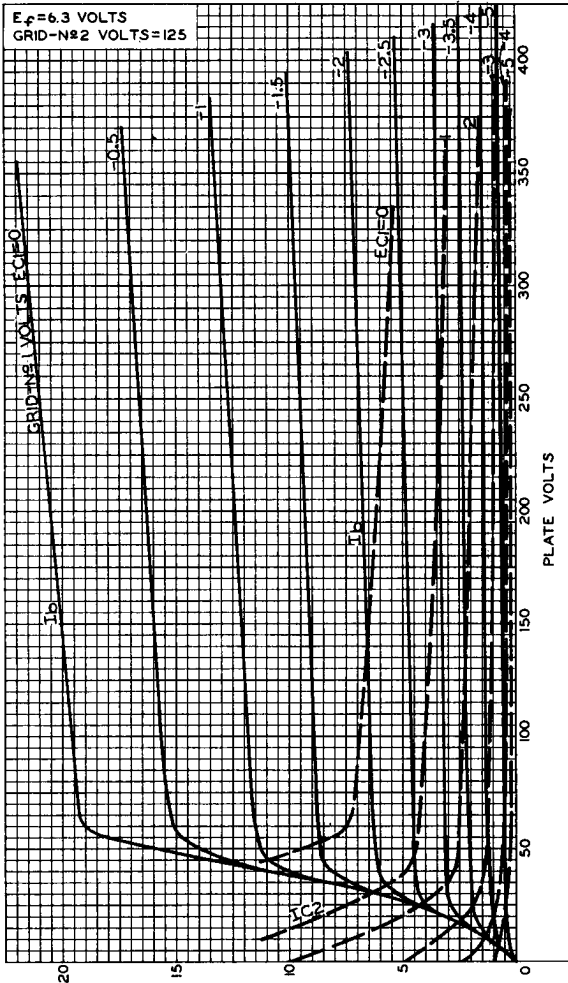


92CM-10428



6GH8A

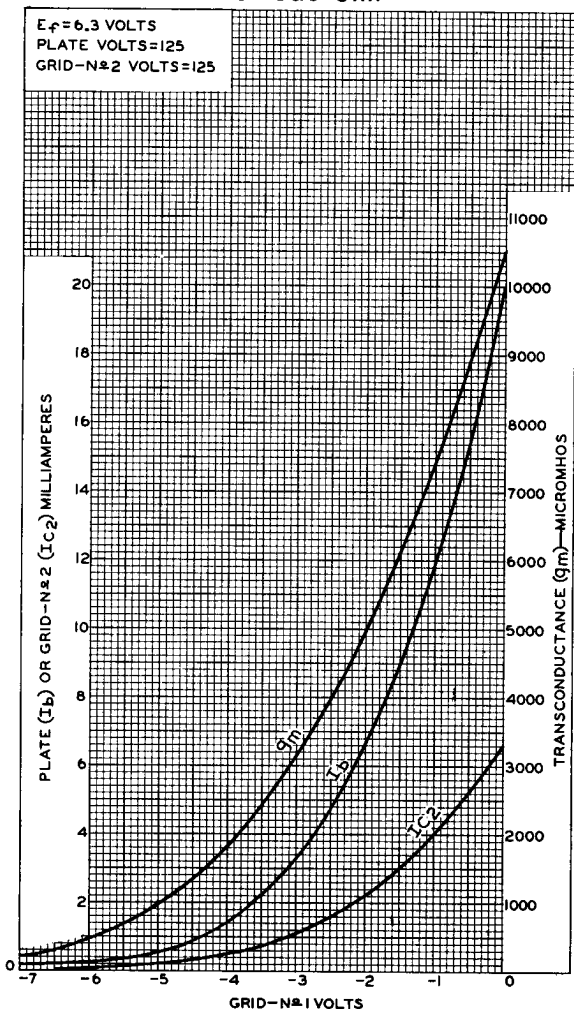
AVERAGE CHARACTERISTICS Pentode Unit



92CM-104 36



AVERAGE CHARACTERISTICS Pentode Unit



92CM-10417

