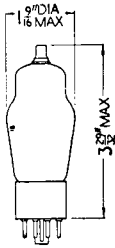
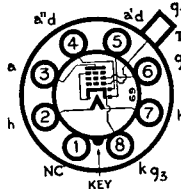


## Replacement Types

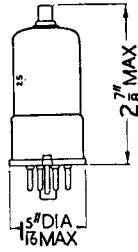
### TYPES 6B8G, 6B8GT (OCTAL BASE)



6B8G.



Note.—Type 6B8GT has Pin 1 connected to metal shell.



6B8GT.

### DOUBLE DIODE PENTODES

The BRIMAR types 6B8G, 6B8GT are multiple valves designed for use simultaneously as detectors and I.F. or L.F. amplifiers. The pentode sections have semi-vari-mu characteristics and a certain amount of A.V.C. bias may be applied without appreciable distortion.

#### RATINGS

Heater Voltage	...	...	...	...	...	6.3	volts
Heater Current	...	...	...	...	...	0.3	amp.
Anode Voltage	...	...	...	...	...	300	volts max.
Anode Dissipation	...	...	...	...	...	2.25	watts max.
Screen ( $g_2$ ) Voltage	...	...	...	...	...	125	volts max.
Screen Dissipation	...	...	...	...	...	0.3	watts max.
Control Grid Resistor	...	...	...	...	...	1.0	meg. max.

#### OPERATING CHARACTERISTICS

Anode Voltage	...	...	100	180	250	250	volts
Anode Current	...	...	5.8	3.4	6.0	9.0	mA
Screen Voltage	...	...	100	75	100	125	volts
Screen Current	...	...	1.7	0.9	1.5	2.3	mA
Control Grid ( $g_1$ ) Voltage	...	...	-3	-3	-3	-3	volts
Cathode Bias Resistor	...	...	400	700	400	250	ohms
Anode Impedance	...	...	0.3	1.0	0.8	0.6	meg.
Mutual Conductance	...	...	0.95	0.84	1.0	1.12	mA/V
Control Grid Cut-off Voltage...	...	...	-17	-13	-17	-21	volts

#### OPERATION AS RESISTANCE COUPLED AMPLIFIER

Anode and Screen Supply Voltage	...	...	90	180	300	volts
Anode Load Resistor	...	...	0.25	0.25	0.25	meg.
Screen Series Resistor	...	...	1.2	1.2	1.2	meg.
Cathode Bias Resistor	...	...	3,500	2,000	1,600	ohms
Peak Output	...	...	33	55	100	volts
Voltage gain	...	...	55	70	80	

#### INTER-ELECTRODE CAPACITANCES\*

	6B8G	6B8GT	
Input	3.6	4.5	pF
Output	9.5	10.0	pF
Control Grid to Anode	0.01	0.005	pF max.

\* With close fitting shield connected to cathode.