



## VTP12186-1100 - Output Transformer Pull Pull EL91

### Links

- [Home Page and Contact Details.](#)
- [Prices and Payments.](#)
- [Frequently Asked Questions \(FAQ\).](#)
- [Valve Short Form Data.](#)
- [Transformer and Inductor Application Notes.](#)

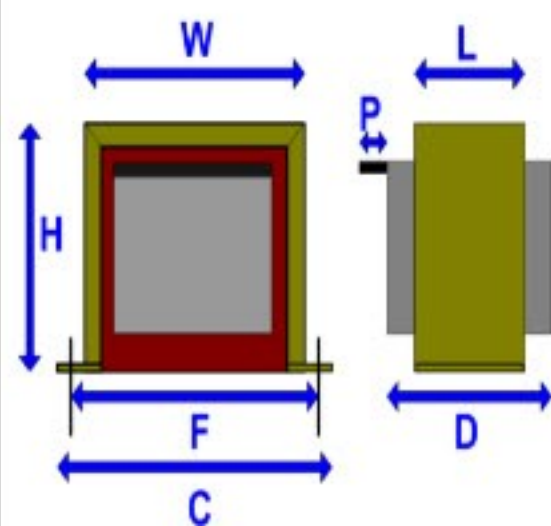
- Order Code: VTP12186-1100.
- Issue: 3.
- Page Updated: 30 Dec 2010.



### Specification

- Valve Type: EL91.
- Primary Circuit Type: Ultra-pushpull-Univ.
- Secondary Circuit Type: Univ-ls.
- Valve Res.Load Anode (ohms): 24000.
- Power Output (Watts): 4.
- Primary Inductance (Henries): 10.
- Construction: Interleaved Grain Oriented Core.
- Winding: Multiple Interleaved Sections.
- Treatment: Vacuum Varnish Impregnated.
- Application: Ultra Linear Push Pull Valve Power Output.
- Range: Standard.

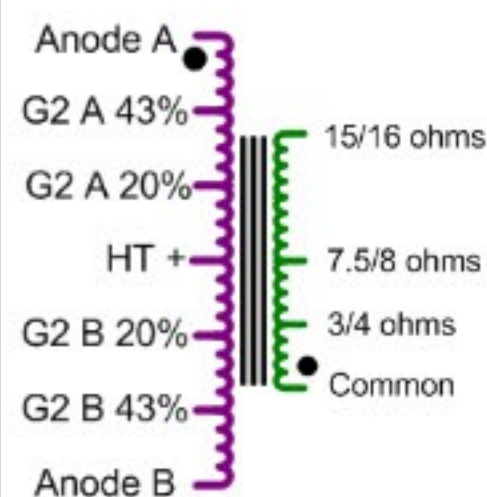
### Mounting Arrangement



### Mechanical Dimensions

- Size = Patt35x1 UC.
- Width (W) = 2 5/16 inch(59mm).
- Clamp Width (C) = 3 1/2 inch(89mm).
- Depth (D) = 1 3/4 inch(38mm).
- Height (H) = 1 15/16 inch(49mm).
- Core (L) = 1 inch(19mm).
- Fix Centres (F) = 3 inch(76mm).
- Fix Size (FZ) = 3/16 inch(M4) .
- Pin Length (P) = 1/4 inch(6mm).
- Weight (WT) = To be added later.

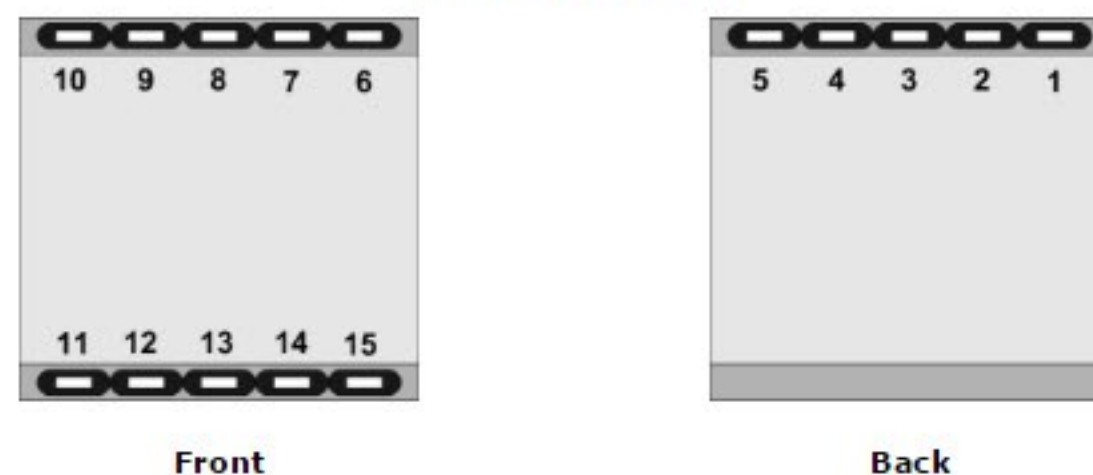
### Circuit



### Connections

Function	Connection
Anode A	Pin 10
Ultra Linear (Grid) 43% A	Pin 1
Ultra Linear (Grid) 20% A	Pin 2
Centre Tap (Ht)	Pin 8
Ultra Linear (Grid) 20% B	Pin 4
Ultra Linear (Grid) 43% B	Pin 5
Anode B	Pin 6
Output common	Pin 11
Output 3 to 4 ohms	Pin 12
Output 7 to 8 ohms	Pin 13
Output 15 to 16 ohms	Pin 14

### Connection Layout



### Application Notes

- **Safety note: Warning.** This part may be connected to high voltage. Disconnect then discharge for 5 minutes before working on circuit.
- See also Links on Left of this page.