

MECHANICAL DATA

Bulb	T-5½
Base	Miniature Button 7-Pin
Basing	7BD
Cathode	Unipotential
Mounting Position	Any

ELECTRICAL DATA

HEATER CHARACTERISTICS

Heater Voltage	6.3 Volts
Heater Current	175 Ma

DIRECT INTERELECTRODE CAPACITANCES

	Shielded ¹	Unshielded
Grid to Plate02	.03 $\mu\mu\text{f}$
Input	4.0	4.0 $\mu\mu\text{f}$
Output	2.8	2.1 $\mu\mu\text{f}$

RATINGS (Design Center Values)

Plate Voltage	180 Volts	Max.
Plate Dissipation	1.7 Watts	Max.
Screen Voltage	140 Volts	Max.
Screen Dissipation	0.5 Watt	Max.
Screen Supply Voltage	180 Volts	Max.
Positive Control Grid Voltage	1.0 Volt	Max.
Heater-Cathode Voltage	90 Volts	Max.
Cathode Current	18 Ma	Max.

TYPICAL OPERATION

Class A₁ Amplifier

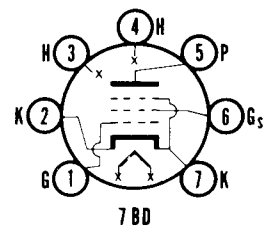
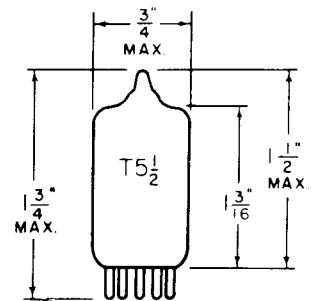
Plate Voltage	120	180 Volts
Screen Voltage	120	120 Volts
Cathode Bias Resistor ²	180	180 Ohms
Plate Current	7.5	7.7 Ma
Screen Current	2.5	2.4 Ma
Transconductance	5000	5100 μmhos
Plate Resistance (approx.)	0.30	0.50 Megohm

NOTES:

1. Shield No. 316 connected to cathode.
2. Fixed bias operation is not recommended.

QUICK REFERENCE DATA

Miniature sharp cut-off rf pentode capable of operation up to 400 mc.

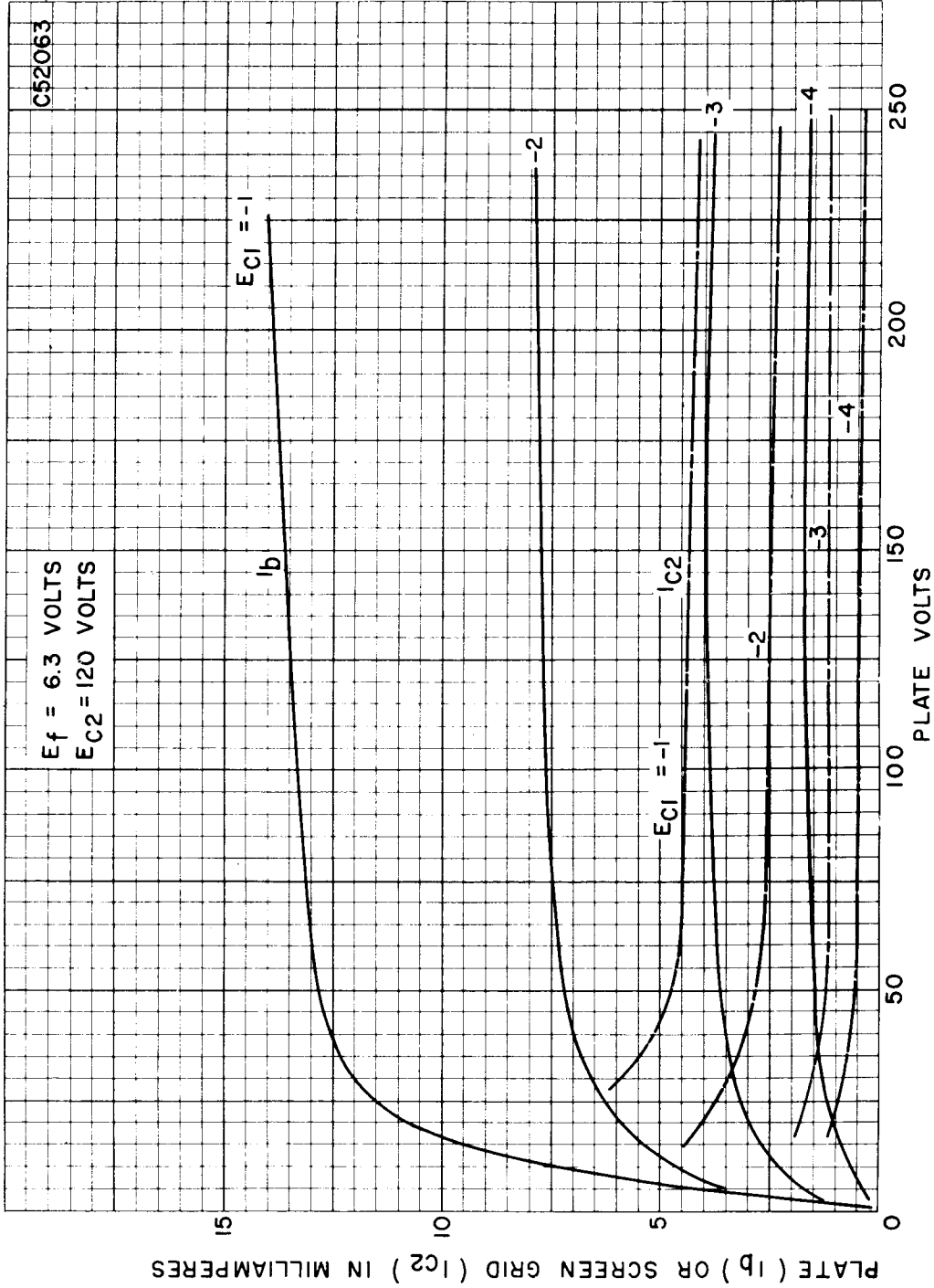


SYLVANIA ELECTRIC
PRODUCTS INC.

Prepared and Released By The
TECHNICAL PUBLICATIONS SECTION
EMPORIUM, PENNSYLVANIA

SEPTEMBER 1952

AVERAGE PLATE CHARACTERISTICS



AVERAGE TRANSFER CHARACTERISTICS

