



2C22

2C22

AMPLIFIER TRIODE

Heater [■]	Coated Unipotential Cathode	
Voltage	6.3	a-c or d-c volts
Current	0.3	amp.
Direct Interelectrode Capacitances: ^o		
Grid to Plate	3.6	μf
Grid to Cathode	2.2	μf
Plate to Cathode	0.7	μf
Overall Length	3-1/8" ± 1/8"	
Seated Height	2-9/16" ± 1/8"	
Maximum Diameter	1-5/16"	
Bulb	T-9	
Caps (two RCA No. 3947)	Skirted Miniature	
Base	Intermediate Shell Octal 8-Pin	
Mounting Position	Any	

*Maximum Ratings Are Design-Center Values*AMPLIFIER

Plate Voltage	300 [■] max.	volts
Plate Dissipation	3.3 max.	watts
<i>Characteristics - Class A₁ Amplifier:</i>		
Plate Voltage	300	volts
Grid Voltage [*]	-10.5	volts
Amplification Factor	20	
Plate Resistance	6600	ohms
Transconductance	3000	μmhos
Plate Current	11	ma.

[■] In circuits where the cathode is not directly connected to the heater, the potential difference between heater and cathode should be kept as low as possible.

^o With no external shield.

[•] This value is for Continuous Commercial Service (CCS). In Intermittent Commercial and Amateur Service (ICAS), the plate voltage may be as high as 500 volts maximum, but the maximum plate dissipation remains unchanged.

^{*} Under maximum rated conditions, the resistance in the grid circuit should not exceed 1.0 megohm.

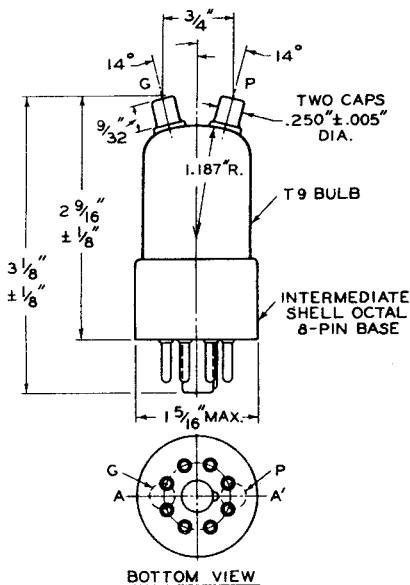
The approximate resonant frequency of the input (grid-cathode) circuit is 335 megacycles.

2C22



2C22

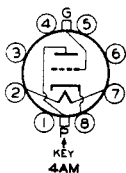
AMPLIFIER TRIODE



NOTE:

THE PLANE PASSING THROUGH THE CENTER OF EITHER CAP, PERPENDICULAR TO AND THROUGH THE CENTER OF THE BOTTOM OF THE BASE, SHALL NOT DEVIATE MORE THAN $\pm 5^\circ$ FROM THE LINE A A' THROUGH BASE PLUG AXIS AND KEY CENTER.

92C-6427

BOTTOM VIEW OF SOCKET CONNECTIONS

Pin 1 - No Connection
Pin 2 - Heater
Pin 3 - No Connection
Pin 4 - No Connection
Pin 5 - No Connection
Pin 6 - No Connection
Pin 7 - Heater
Pin 8 - Cathode
Cap above Pins 1 & 8 - Plate
Cap above Pins 4 & 5 - Grid

Mar. 20, 1943

RCA VICTOR DIVISION
RADIO CORPORATION OF AMERICA, HARRISON, NEW JERSEY

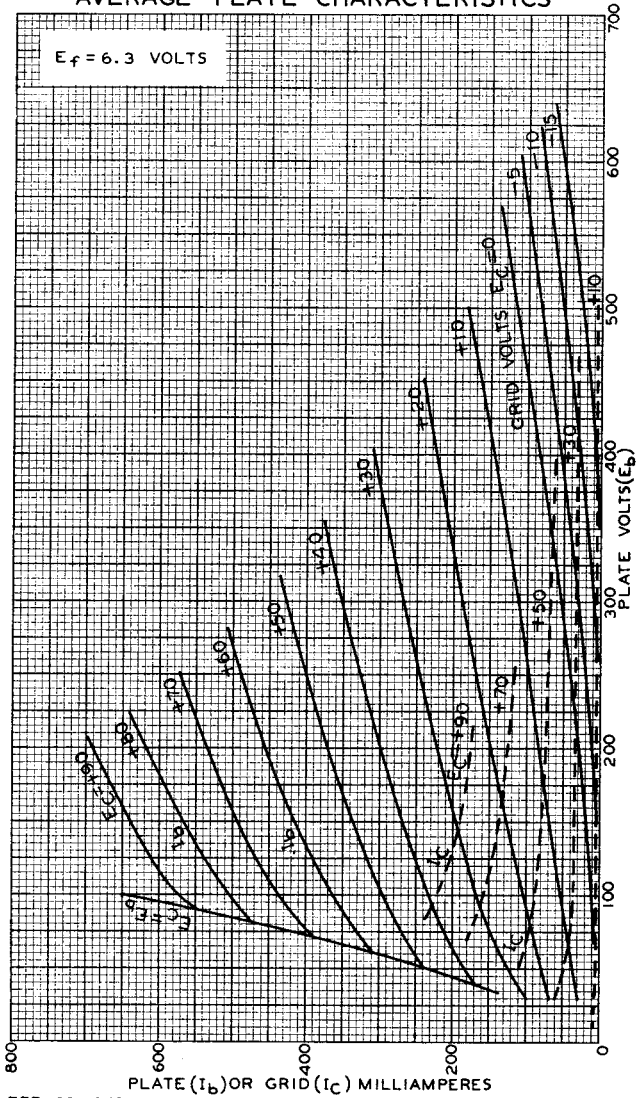
CE-6427



2C22

2C22

AVERAGE PLATE CHARACTERISTICS



FEB. 23, 1943

RCA VICTOR DIVISION

92C-6437

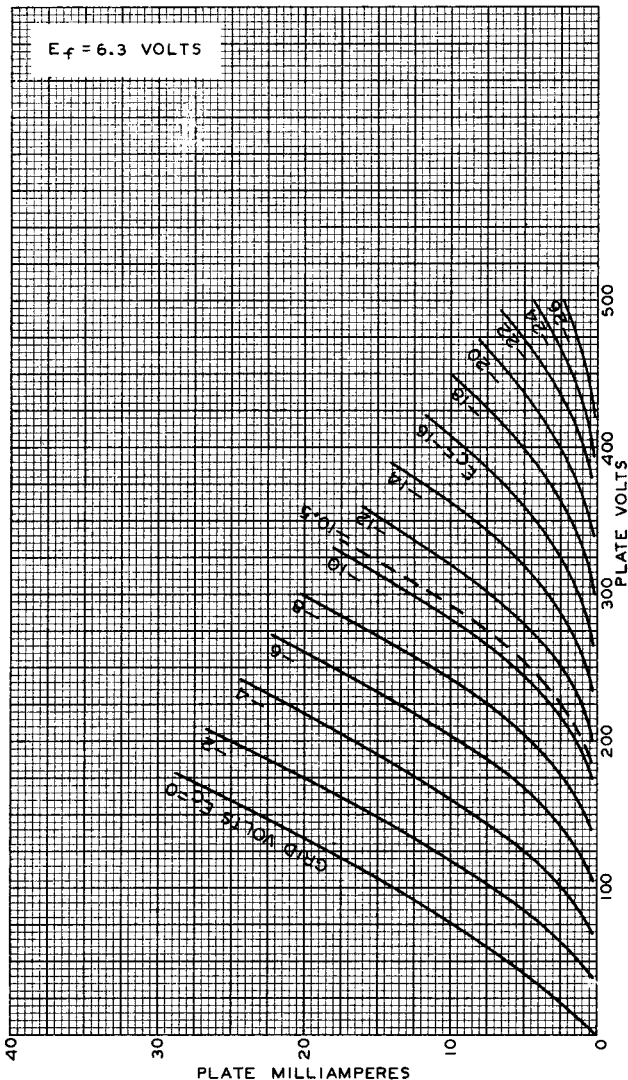
RADIO CORPORATION OF AMERICA HARRISON, NEW JERSEY

2C22



2C22

AVERAGE PLATE CHARACTERISTICS



FEB. 22, 1943

RCA VICTOR DIVISION
RADIO CORPORATION OF AMERICA, HARRISON, NEW JERSEY

92C-6436